



## 100W Single Output Switching Power Supply

## LPV-100 series



## ■ Features :

- Constant voltage design
- Universal AC input / Full range
- Fully encapsulated with IP67 level (Note.8)
- Withstand 300VAC surge input for 5 seconds
- Protections: Short circuit / Overload / Over voltage
- Fully isolated plastic case
- Cooling by free air convection
- 100% full load burn-in test
- Low cost, high reliability
- Suitable for LED lighting and moving sign applications(Note 7.)
- 2 years warranty

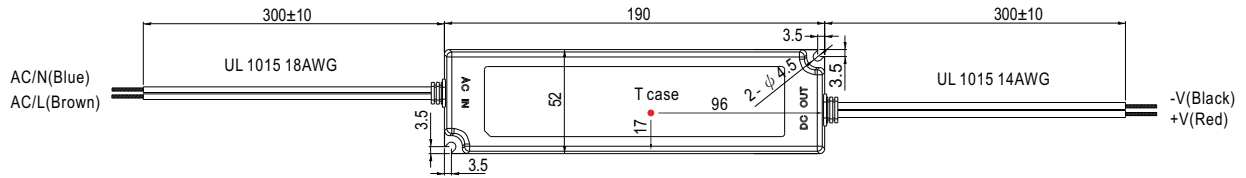


## SPECIFICATION


MODEL	LPV-100-5	LPV-100-12	LPV-100-15	LPV-100-24	LPV-100-36	LPV-100-48	
OUTPUT	DC VOLTAGE	5V	12V	15V	24V	36V	48V
	RATED CURRENT	12A	8.5A	6.7A	4.2A	2.8A	2.1A
	CURRENT RANGE	0 ~ 12A	0 ~ 8.5A	0 ~ 6.7A	0 ~ 4.2A	0 ~ 2.8A	0 ~ 2.1A
	RATED POWER	60W	102W	100.5W	100.8W	100.8W	100.8W
	RIPPLE & NOISE (max.) Note.2	80mVp-p	120mVp-p	120mVp-p	150mVp-p	150mVp-p	150mVp-p
	VOLTAGE TOLERANCE Note.3	±8.0%	±5.0%				
	LINE REGULATION	±1.0%					
	LOAD REGULATION	±6.0%	±2.0%				
	SETUP, RISE TIME Note.6	2000ms, 25ms / 230VAC		2000ms, 25ms / 115VAC			
HOLD UP TIME (Typ.)	50ms/230VAC	14ms/115VAC at full load					
INPUT	VOLTAGE RANGE Note.4	90 ~ 264VAC	127 ~ 370VDC				
	FREQUENCY RANGE	47 ~ 63Hz					
	EFFICIENCY (Typ.)	80%	85%	87%	88%	88%	89%
	AC CURRENT	2.2A/115VAC		1.2A/230VAC			
	INRUSH CURRENT(Typ.)	COLD START 75A(twidth=700µs measured at 50% Ipeak) at 230VAC					
	MAX. No. of PSUs on 16A CIRCUIT BREAKER	2 units (circuit breaker of type B) / 3 units (circuit breaker of type C) at 230VAC					
LEAKAGE CURRENT	0.25mA / 240VAC						
PROTECTION	OVERLOAD	110 ~ 150% rated output power Protection type : Hiccup mode, recovers automatically after fault condition is removed					
	OVER VOLTAGE	5.75 ~ 6.75V	13.8 ~ 16.2V	17.25 ~ 20.25V	27.6 ~ 32.4V	41.4 ~ 48.6V	55.2 ~ 64.8V
ENVIRONMENT	WORKING TEMP.	-25 ~ +70°C (Refer to "Derating Curve")					
	WORKING HUMIDITY	20 ~ 90% RH non-condensing					
	STORAGE TEMP., HUMIDITY	-40 ~ +80°C, 10 ~ 95% RH					
	TEMP. COEFFICIENT	±0.03%/°C (0 ~ 50°C)					
	VIBRATION	10 ~ 500Hz, 2G 10min./1cycle, period for 60min. each along X, Y, Z axes					
SAFETY & EMC	SAFETY STANDARDS	UL8750, CSA C22.2 No 250.13-12, UL879, CSA C22.2 No.207-M89, IP67 approved. Design refer to EN60950-1					
	WITHSTAND VOLTAGE	I/P-O/P:3KVAC					
	ISOLATION RESISTANCE	I/P-O/P:>100M Ohms / 500VDC / 25°C/ 70% RH					
	EMC EMISSION	Compliance to EN55032 (CISPR32) Class B, EN61000-3-2 Class A(<80% load), EN61000-3-3					
OTHERS	EMC IMMUNITY	Compliance to EN61000-4-2,3,4,5,6,8,11; EN55024, light industry level, criteria A					
	MTBF	703Khrs min.	MIL-HDBK-217F (25°C)				
	DIMENSION	190*52*37mm (L*W*H)					
NOTE	PACKING	0.63Kg;20pcs/13.6Kg/0.55CUFT					
		<ol style="list-style-type: none"> <li>1. All parameters NOT specially mentioned are measured at 230VAC input, rated load and 25°C of ambient temperature.</li> <li>2. Ripple &amp; noise are measured at 20MHz of bandwidth by using a 12" twisted pair-wire terminated with a 0.1µf &amp; 47µf parallel capacitor.</li> <li>3. Tolerance : includes set up tolerance, line regulation and load regulation.</li> <li>4. Derating may be needed under low input voltage. Please check the static characteristics for more details.</li> <li>5. The power supply is considered as a component that will be operated in combination with final equipment. Since EMC performance will be affected by the complete installation, the final equipment manufacturers must re-qualify EMC Directive on the complete installation again.</li> <li>6. Length of set up time is measured at first cold start. Turning ON/OFF the power supply may lead to increase of the set up time.</li> <li>7. The unit might not be suitable for lighting applications in EU countries. Please check with your local authorities for the possible use of the unit.</li> <li>8. Suitable for indoor use or outdoor use without direct sunlight exposure.</li> </ol>					

■ Mechanical Specification

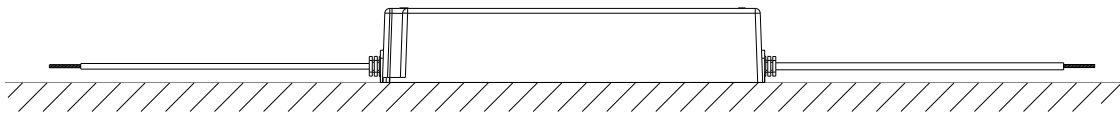
Case No. LPC-100A Unit:mm



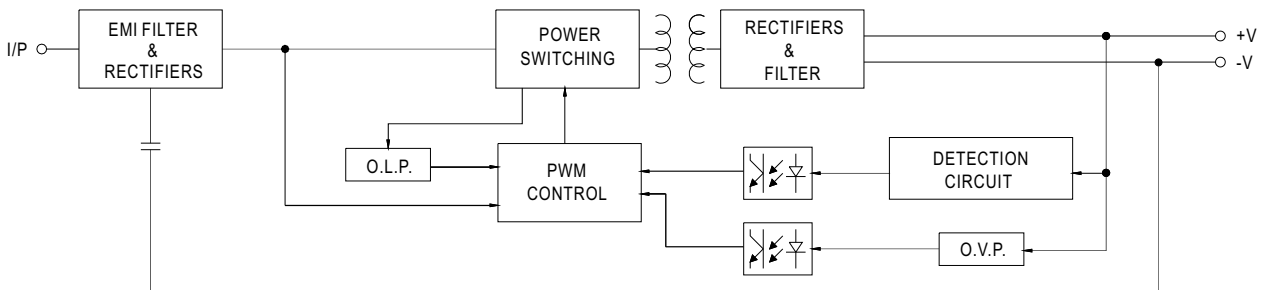
※ T case: Max. Case Temperature.



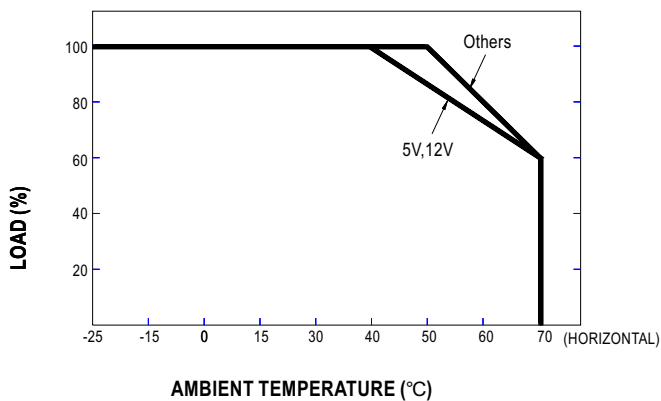
■ Recommend Mounting Direction



■ Block Diagram



■ Derating Curve



■ Static Characteristics

